

April 13, 2017



To,  
Corporate Relationship Department  
**BSE Limited**  
Phiroze Jeejeebhoy Towers  
Dalal Street  
Mumbai- 400001  
**Company Code: 526235**

To,  
**National Stock Exchange of India Ltd.**  
Exchange Plaza, Plot no. C/1, G Block,  
Bandra-Kurla Complex  
Bandra (E)  
Mumbai - 400 051.  
**Company Code: MERCATOR**

**Sub: Quarterly Shareholding Pattern**

Dear Sir,

Pursuant to Regulation 31 of Securities and Exchange Board of India (Listing Obligations and Disclosure Requirements) Regulations, 2015 ("Listing Regulations"), We hereby enclose in the prescribed format a copy of shareholding Pattern of the company for the quarter ended 31<sup>st</sup> March, 2017

Please acknowledge the receipt of the same.

Thanking You

Yours Faithfully,  
For **Mercator Limited**

A handwritten signature in black ink, appearing to read "Suhas Pawar", is written over a horizontal line.

Suhas Pawar  
**Company Secretary**

**MERCATOR LIMITED**  
(CIN : L63090MH1983PLC031418)


**Shareholding Pattern under Regulation 31 of SEBI (Listing Obligations and Disclosure Requirements) Regulations, 2015**

- 1 Name of Listed Entity: Mercator Limited**
- 2 Scrip Code/Name of Scrip/Class of Security: 526235, MERCATOR**
- 3 Share Holding Pattern Filed under: Reg. 31(1)(b) for Quarter ending 31st March, 2017**
- a. If under 31(1)(b) then indicate the report for Quarter ending 31st March, 2017
- b. If under 31(1)(c) then indicate date of allotment/extinguishment: N.A.

**4 Declaration: The Listed entity is required to submit the following declaration to the extent of submission of information:-**


|   | Particulars  | Yes* | No* |
|---|--|------|-----|
| 1 | Whether the Listed Entity has issued any partly paid up shares?                        |      | No  |
| 2 | Whether the Listed Entity has issued any Convertible Securities or Warrants? (FCCB)    | Yes  |     |
| 3 | Whether the Listed Entity has any shares against which depository receipts are Issued? |      | No  |
| 4 | Whether the Listed Entity has any shares In locked-In?                                 |      | No  |
| 5 | Whether any shares held by promoters are pledge or otherwise encumbered?               | Yes  |     |

\* If the Listed Entity selects the option 'No' for the questions above, the columns for the partly paid up shares, Outstanding Convertible Securities/Warrants, depository receipts, locked-In shares, No of shares pledged or otherwise encumbered by promoters, as applicable, shall not be displayed at the time of dissemination on the Stock Exchange website. Also wherever there is 'No' declared by Listed Entity in above table the values will be considered as 'Zero' by default on submission of the format of holding of specified securities.



**Mercator Limited**
**Table I - Summary Statement holding of specified securities**

| Category | Category of shareholder       | Number of shareholders | No. of fully paid up equity shares held | No. of Partly paid-up equity shares held | No. of shares underlying Depository Receipts | Total nos. shares held | Shareholding as a % of total no. of shares (calculated as per SCRR, 1957) | Number of Voting Rights held in each class of securities |                |                  | No. of Shares Underlying Outstanding convertible securities (including Warrants) | Shareholding, as a % assuming full conversion of convertible securities (as a percentage of diluted share capital) | Number of Locked in shares |          | Number of Shares pledged or otherwise encumbered |                 | Number of equity shares held in dematerialised form |                                |
|----------|-------------------------------|------------------------|---|--|--|------------------------|---|--|----------------|------------------|--|--|----------------------------|----------|--|-----------------|---|--------------------------------|
|          |                               |                        |   |  |  |                        |   | No of Voting Rights                                      |                |                  |  |  | Total as a % of (A+B+C)    | No. (a)  | As a % of total Shares held(b)                   | No. (a)         |   | As a % of total Shares held(b) |
|          |                               |                        |   |  |  |                        |   | Class: Equity  | Class eg: N.A. | Total            |  |  |                            |          |  |                 |   |                                |
| (I)      | (II)                          | (III)                  | (IV)                                    | (V)                                      | (VI)   | (VII) = (IV)+(V)+(VI)  | (VIII) As a % of (A+B+C2)   | (IX)   |                |                  | (X)  | (XI) = (VII)+(X) As a % of (A+B+C2)  | (XII)                      |          | (XIII)   |                 | (XIV)   |                                |
| (A)      | Promoter & Promoter Group     | 12                     | 92641600                                | 0  | 0  | 92641600               | 34.3254   | 92641600   | 0              | 92641600         | 34.3254  | 0  | 31.4720                    | 0        | 0.0000   | 21680951        | 23.4030   | 92641600                       |
| (B)      | Public                        | 81351                  | 177250473                               | 0  | 0  | 177250473              | 65.6746   | 177250473  | 0              | 177250473        | 65.6746  | 24469556   | 68.5280                    | 0        | 0.0000   | NA              | NA  | 174904786                      |
| (C)      | Non Promoter - Non Public     | 0                      | 0                                       | 0  | 0  | 0                      | 0.0000  | 0  | 0              | 0                | 0.0000   | 0  | 0.0000                     | 0        | 0.0000   | NA              | NA  | 0                              |
| (C1)     | Shares Underlying DRs         | 0                      | 0                                       | 0  | 0  | 0                      | 0.0000  | 0  | 0              | 0                | 0.0000   | 0  | 0.0000                     | 0        | 0.0000   | NA              | NA  | 0                              |
| (C2)     | Shares Held By Employee Trust | 0                      | 0                                       | 0  | 0  | 0                      | 0.0000  | 0  | 0              | 0                | 0.0000   | 0  | 0.0000                     | 0        | 0.0000   | NA              | NA  | 0                              |
|          | <b>Total</b>                  | <b>81363</b>           | <b>269892073</b>                        | <b>0</b>                                 | <b>0</b>                                     | <b>269892073</b>       | <b>100.0000</b>   | <b>269892073</b>   | <b>0</b>       | <b>269892073</b> | <b>100.0000</b>  | <b>24469556</b>  | <b>100.00</b>              | <b>0</b> | <b>0.0000</b>                                    | <b>21680951</b> | <b>8.0332</b>                                       | <b>267546386</b>               |



**Mercator Limited**


**Table II (I)(a)- Statement showing shareholding pattern of the Promoter and Promoter Group**

| Category | Category & Name of shareholders                                      | PAN        | Nos. of shareholders | No. of fully paid up equity shares held | No. of Partly paid-up equity shares held | No. of shares underlying Depository Receipts | Total nos. shares held | Shareholding as a % of total no. of shares (calculated as per SCRR, 1957) | Number of Voting Rights held in each class of securities |                           |          | No. of Shares Underlying & Outstanding convertible securities (including securities) | Shareholding, as a % assuming full conversion of convertible securities | Number of Locked In shares |         | Number of Shares pledged or otherwise |          | Number of equity shares held in dematerialised form |                                |
|----------|--|------------|----------------------|---|--|--|------------------------|---|--|---------------------------|----------|--|---|----------------------------|---------|---------------------------------------|----------|---|--------------------------------|
|          |  |            |                      |   |  |  |                        |   | No of Voting Rights                                      |                           |          |  |   | Total as a % of (A+B+C)    | No. (a) | As a % of total Shares held(b)        | No. (a)  |   | As a % of total Shares held(b) |
|          |  |            |                      |   |  |  |                        |   | Class: Equity  | Class eg: N.A.            | Total    |  |   |                            |         |                                       |          |   |                                |
|          |  |            |                      |   |  |  |                        |   | (VII)  | (VIII) As a % of (A+B+C2) | (IX)     |  |   |                            |         |                                       |          |   |                                |
| 1        | Indian   |            |                      |   |  |  |                        |   |  |                           |          |  |   |                            |         |                                       |          |   |                                |
| (a)      | Individuals / Hindu Undivided Family                                 |            | 8                    | 73874100                                | 0  | 0  | 73874100               | 27.3717   | 73874100   | 0                         | 73874100 | 27.3717  | 0   | 25.0964                    | 0       | 0.0000                                | 20580951 | 27.8595   | 73874100                       |
|          | Harishkumar Mittal   | AATPM7636F | 5                    | 46766700                                | 0  | 0  | 46766700               | 17.3279   | 46766700   | 0                         | 46766700 | 17.3279  | 0   | 15.8875                    | 0       | 0.0000                                | 16480951 | 35.2408   | 46766700                       |
|          | Archana Mittal   | ADGPM717LD | 2                    | 27027400                                | 0  | 0  | 27027400               | 10.0142   | 27027400   | 0                         | 27027400 | 10.0142  | 0   | 9.1817                     | 0       | 0.0000                                | 4100000  | 15.1698   | 27027400                       |
|          | Adip Mittal  | ARJPM2746H | 1                    | 80000                                   | 0  | 0  | 80000                  | 0.0296  | 80000  | 0                         | 80000    | 0.0296   | 0   | 0.0272                     | 0       | 0.0000                                | 0        | 0.0000  | 80000                          |
| (b)      | Central Government / State Government(s)                             |            | 0                    | 0                                       | 0  | 0  | 0                      | 0.0000  | 0  | 0                         | 0        | 0.0000   | 0   | 0.0000                     | 0       | 0.0000                                | 0        | 0.0000  | 0                              |
| (c)      | Financial Institutions / Banks                                       |            | 0                    | 0                                       | 0  | 0  | 0                      | 0.0000  | 0  | 0                         | 0        | 0.0000   | 0   | 0.0000                     | 0       | 0.0000                                | 0        | 0.0000  | 0                              |
| (d)      | Any Other (Specify)  |            | 3                    | 18406250                                | 0  | 0  | 18406250               | 6.8199  | 18406250   | 0                         | 18406250 | 6.8199   | 0   | 6.2529                     | 0       | 0.0000                                | 1100000  | 5.9762  | 18406250                       |
|          | Bodies Corporate   |            | 3                    | 18406250                                | 0  | 0  | 18406250               | 6.8199  | 18406250   | 0                         | 18406250 | 6.8199   | 0   | 6.2529                     | 0       | 0.0000                                | 1100000  | 5.9762  | 18406250                       |
|          | Ahm Investments Private Limited                                      | AAFCA2755C | 3                    | 18406250                                | 0  | 0  | 18406250               | 6.8199  | 18406250   | 0                         | 18406250 | 6.8199   | 0   | 6.2529                     | 0       | 0.0000                                | 1100000  | 5.9762  | 18406250                       |
|          | Sub Total (A)(1)   |            | 11                   | 92280350                                | 0  | 0  | 92280350               | 34.1916   | 92280350   | 0                         | 92280350 | 34.1916  | 0   | 31.3493                    | 0       | 0.0000                                | 21680951 | 23.4947   | 92280350                       |
| 2        | Foreign  |            |                      |   |  |  |                        |   |  |                           |          |  |   |                            |         |                                       |          |   |                                |
| (a)      | Individuals (Non-Resident Individuals / Foreign Individuals)         |            | 1                    | 361250                                  | 0  | 0  | 361250                 | 0.1338  | 361250   | 0                         | 361250   | 0.1338   | 0   | 0.1227                     | 0       | 0.0000                                | 0        | 0.0000  | 361250                         |
|          | Shalabh Mittal   | AJFPM5019D | 1                    | 361250                                  | 0  | 0  | 361250                 | 0.1338  | 361250   | 0                         | 361250   | 0.1338   | 0   | 0.1227                     | 0       | 0.0000                                | 0        | 0.0000  | 361250                         |
| (b)      | Government   |            | 0                    | 0                                       | 0  | 0  | 0                      | 0.0000  | 0  | 0                         | 0        | 0.0000   | 0   | 0.0000                     | 0       | 0.0000                                | 0        | 0.0000  | 0                              |
| (c)      | Institutions   |            | 0                    | 0                                       | 0  | 0  | 0                      | 0.0000  | 0  | 0                         | 0        | 0.0000   | 0   | 0.0000                     | 0       | 0.0000                                | 0        | 0.0000  | 0                              |
| (d)      | Foreign Portfolio Investor   |            | 0                    | 0                                       | 0  | 0  | 0                      | 0.0000  | 0  | 0                         | 0        | 0.0000   | 0   | 0.0000                     | 0       | 0.0000                                | 0        | 0.0000  | 0                              |
| (e)      | Any Other (Specify)  |            | 0                    | 0                                       | 0  | 0  | 0                      | 0.0000  | 0  | 0                         | 0        | 0.0000   | 0   | 0.0000                     | 0       | 0.0000                                | 0        | 0.0000  | 0                              |
|          | Sub Total (A)(2)   |            | 1                    | 361250                                  | 0  | 0  | 361250                 | 0.1338  | 361250   | 0                         | 361250   | 0.1338   | 0   | 0.1227                     | 0       | 0.0000                                | 0        | 0.0000  | 361250                         |
|          | Total Shareholding Of Promoter And Promoter Group (A)= (A)(1)+(A)(2) |            | 12                   | 92641600                                | 0  | 0  | 92641600               | 34.3254   | 92641600   | 0                         | 92641600 | 34.3254  | 0   | 31.4720                    | 0       | 0.0000                                | 21680951 | 23.4030   | 92641600                       |

Details of Shares which remain unclaimed may be given hear along with details such as number of shareholders, outstanding shares held in demat/unclaimed suspense account, voting rights which are frozen etc.

**Note:**


- (1) PAN would not be displayed on website of Stock Exchange(s)
- (2) The term 'Encumbrance' has the same meaning as assigned under regulation 28(3) of SEBI (Substantial Acquisition of Shares and Takeovers) Regulations, 2011.
- (3) 361250 Shares held by Foreign Promoter Mr. Shalabh Mittal are on Non Repatriable basis



**Mercator Limited**

**Table III - Statement showing shareholding pattern of the Public shareholder**

| Category | Category & Name of shareholders   | PAN        | Nos. of shareholders | No. of fully paid up equity shares held | No. of Partly paid-up equity shares held | No. of shares underlying Depository Receipts | Total nos. shares held | Shareholding as a % of total no. of shares (calculated as per SCRR, 1957) | Number of Voting Rights held in each class of securities |                |                         | No. of Shares Underlying & Outstanding convertible securities (including | Shareholding, as a % assuming full conversion of convertible securities (as a percentage of diluted share capital) | Number of Locked in shares |                                | Number of Shares pledged or otherwise encumbered |                                | Number of equity shares held in dematerialised form |                 |
|----------|---|------------|----------------------|---|--|--|------------------------|---|--|----------------|-------------------------|--|--|----------------------------|--------------------------------|--|--------------------------------|---|-----------------|
|          |   |            |                      |   |  |  |                        |   | No of Voting Rights                                      |                | Total as a % of (A+B+C) |  |  | No. (a)                    | As a % of total Shares held(b) | No. (a)  | As a % of total Shares held(b) |   |                 |
|          |   |            |                      |   |  |  |                        |   | Class: Equity  | Class eg: N.A. |                         |  |  |                            |                                |  |                                |   | Total           |
|          | (I)   | (II)       | (III)                | (IV)                                    | (V)                                      | (VI)   | (VII) = (IV)+(V)+ (VI) | (VIII) As a % of (A+B+C2)   | (IX)   |                |                         | (X)  | (XI) = (VII)+(X) As a % of (A+B+C2)  | (XII)                      | (XIII)                         | (XIV)  |                                |   |                 |
| 1        | <b>Institutions</b>   |            |                      |   |  |  |                        |   |  |                |                         |  |  |                            |                                |  |                                |   |                 |
| (a)      | Mutual Fund   |            | 1                    | 100000                                  | 0  | 0  | 100000                 | 0.0371  | 100000   | 0              | 100000                  | 0.0371   | 0  | 0.0340                     | 0                              | 0.0000   | 0                              | 0.0000  | 100000          |
| (b)      | Venture Capital Funds   |            | 0                    | 0                                       | 0  | 0  | 0                      | 0.0000  | 0  | 0              | 0                       | 0.0000   | 0  | 0.0000                     | 0                              | 0.0000   | 0                              | 0.0000  | 0               |
| (c)      | Alternate Investment Funds  |            | 0                    | 0                                       | 0  | 0  | 0                      | 0.0000  | 0  | 0              | 0                       | 0.0000   | 0  | 0.0000                     | 0                              | 0.0000   | 0                              | 0.0000  | 0               |
| (d)      | Foreign Venture Capital Investors   |            | 1                    | 100000                                  | 0  | 0  | 100000                 | 0.0371  | 100000   | 0              | 100000                  | 0.0371   | 0  | 0.0340                     | 0                              | 0.0000   | 0                              | 0.0000  | 100000          |
| (e)      | Foreign Portfolio Investor  |            | 35                   | 38062961                                | 0  | 0  | 38062961               | 14.1030   | 38062961   | 0              | 38062961                | 14.1030  | 24469556   | 21.2434                    | 0                              | 0.0000   | 0                              | 0.0000  | 38057961        |
|          | Government Of Singapore   | AAAJG0594R |                      | 15366840                                | 0  | 0  | 15366840               | 5.6937  | 15366840   | 0              | 15366840                | 5.6937   | 0  | 5.2204                     | 0                              | 0.0000   | 0                              | 0.0000  | 15366840        |
|          | Kitara P/in 1101  | AAECK4362Q |                      | 8159363                                 | 0  | 0  | 8159363                | 3.0232  | 8159363  | 0              | 8159363                 | 3.0232   | 0  | 2.7719                     | 0                              | 0.0000   | 0                              | 0.0000  | 8159363         |
|          | Monetary Authority Of Singapore   | AAJCM3008N |                      | 5540355                                 | 0  | 0  | 5540355                | 2.0528  | 5540355  | 0              | 5540355                 | 2.0528   | 0  | 1.8622                     | 0                              | 0.0000   | 0                              | 0.0000  | 5540355         |
| (f)      | Financial Institutions / Banks  |            | 6                    | 2325058                                 | 0  | 0  | 2325058                | 0.8615  | 2325058  | 0              | 2325058                 | 0.8615   | 0  | 0.7899                     | 0                              | 0.0000   | 0                              | 0.0000  | 2325058         |
| (g)      | Insurance Companies   |            | 0                    | 0                                       | 0  | 0  | 0                      | 0.0000  | 0  | 0              | 0                       | 0.0000   | 0  | 0.0000                     | 0                              | 0.0000   | 0                              | 0.0000  | 0               |
| (h)      | Provident Funds/ Pension Funds  |            | 0                    | 0                                       | 0  | 0  | 0                      | 0.0000  | 0  | 0              | 0                       | 0.0000   | 0  | 0.0000                     | 0                              | 0.0000   | 0                              | 0.0000  | 0               |
| (i)      | Any Other (Specify)   |            | 1                    | 75000                                   | 0  | 0  | 75000                  | 0.0278  | 75000  | 0              | 75000                   | 0.0278   | 0  | 0.0255                     | 0                              | 0.0000   | 0                              | 0.0000  | 0               |
|          | UTI   |            | 1                    | 75000                                   | 0  | 0  | 75000                  | 0.0278  | 75000  | 0              | 75000                   | 0.0278   | 0  | 0.0255                     | 0                              | 0.0000   | 0                              | 0.0000  | 0               |
|          | <b>Sub Total (B)(1)</b>   |            | <b>44</b>            | <b>40663019</b>                         | <b>0</b>                                 | <b>0</b>                                     | <b>40663019</b>        | <b>15.0664</b>  | <b>40663019</b>  | <b>0</b>       | <b>40663019</b>         | <b>15.0664</b>   | <b>24469556</b>  | <b>22.1267</b>             | <b>0</b>                       | <b>0.0000</b>                                    | <b>0</b>                       | <b>0.0000</b>                                       | <b>40663019</b> |
| 2        | <b>Central Government/ State Government(s)/ President of India</b>                  |            |                      |   |  |  |                        |   |  |                |                         |  |  |                            |                                |  |                                |   |                 |
|          | Central Government / State Government(s)  |            | 3                    | 3400                                    | 0  | 0  | 3400                   | 0.0013  | 3400   | 0              | 3400                    | 0.0013   | 0  | 0.0012                     | 0                              | 0.0000   | 0                              | 0.0000  | 3400            |
|          | <b>Sub Total (B)(2)</b>   |            | <b>3</b>             | <b>3400</b>                             | <b>0</b>                                 | <b>0</b>                                     | <b>3400</b>            | <b>0.0013</b>   | <b>3400</b>  | <b>0</b>       | <b>3400</b>             | <b>0.0013</b>  | <b>0</b>   | <b>0.0012</b>              | <b>0</b>                       | <b>0.0000</b>                                    | <b>0</b>                       | <b>0.0000</b>                                       | <b>3400</b>     |
| 3        | <b>Non-Institutions</b>   |            |                      |   |  |  |                        |   |  |                |                         |  |  |                            |                                |  |                                |   |                 |
| (a)      | <b>Individuals</b>  |            |                      |   |  |  |                        |   |  |                |                         |  |  |                            |                                |  |                                |   |                 |
|          | i. Individual shareholders holding nominal share capital up to Rs. 2 lakhs.         |            | 76789                | 68728724                                | 0  | 0  | 68728724               | 25.4653   | 68728724   | 0              | 68728724                | 25.4653  | 0  | 23.3484                    | 0                              | 0.0000   | 0                              | 0.0000  | 66564037        |
|          | ii. Individual shareholders holding nominal share capital in excess of Rs. 2 lakhs. |            | 25                   | 12500990                                | 0  | 0  | 12500990               | 4.6318  | 12500990   | 0              | 12500990                | 4.6318   | 0  | 4.2468                     | 0                              | 0.0000   | 0                              | 0.0000  | 12500990        |
| (b)      | NBFCs registered with RBI   |            | 0                    | 0                                       | 0  | 0  | 0                      | 0.0000  | 0  | 0              | 0                       | 0.0000   | 0  | 0.0000                     | 0                              | 0.0000   | 0                              | 0.0000  | 0               |
| (c)      | Employee Trusts   |            | 0                    | 0                                       | 0  | 0  | 0                      | 0.0000  | 0  | 0              | 0                       | 0.0000   | 0  | 0.0000                     | 0                              | 0.0000   | 0                              | 0.0000  | 0               |
| (d)      | Overseas Depositories(holding DRs) (balancing figure)                               |            | 0                    | 0                                       | 0  | 0  | 0                      | 0.0000  | 0  | 0              | 0                       | 0.0000   | 0  | 0.0000                     | 0                              | 0.0000   | 0                              | 0.0000  | 0               |



|   |            |       |           |   |   |           |         |           |   |           |         |          |         |   |        |   |        |           |
|---|------------|-------|-----------|---|---|-----------|---------|-----------|---|-----------|---------|----------|---------|---|--------|---|--------|-----------|
| (e) Any Other (Specify)                             |            | 4490  | 55354340  | 0 | 0 | 55354340  | 20.5088 | 55354340  | 0 | 55354340  | 20.5088 | 0        | 18.8049 | 0 | 0.0000 | 0 | 0.0000 | 55253340  |
| Foreign Portfolio Investor (Individual)             |            | 2     | 1767500   | 0 | 0 | 1767500   | 0.6549  | 1767500   | 0 | 1767500   | 0.6549  | 0        | 0.6005  | 0 | 0.0000 | 0 | 0.0000 | 1767500   |
| Foreign Nationals                                   |            | 1     | 1500      | 0 | 0 | 1500      | 0.0006  | 1500      | 0 | 1500      | 0.0006  | 0        | 0.0005  | 0 | 0.0000 | 0 | 0.0000 | 1500      |
| Hindu Undivided Family                              |            | 2126  | 4787204   | 0 | 0 | 4787204   | 1.7737  | 4787204   | 0 | 4787204   | 1.7737  | 0        | 1.6253  | 0 | 0.0000 | 0 | 0.0000 | 4787204   |
| Non Resident Indians (Non Repat)                    |            | 310   | 755224    | 0 | 0 | 755224    | 0.2798  | 755224    | 0 | 755224    | 0.2798  | 0        | 0.2566  | 0 | 0.0000 | 0 | 0.0000 | 755224    |
| Non Resident Indians (Repat)                        |            | 793   | 2950922   | 0 | 0 | 2950922   | 1.0934  | 2950922   | 0 | 2950922   | 1.0934  | 0        | 1.0025  | 0 | 0.0000 | 0 | 0.0000 | 2879422   |
| Office Bearers                                      |            | 5     | 47150     | 0 | 0 | 47150     | 0.0175  | 47150     | 0 | 47150     | 0.0175  | 0        | 0.0160  | 0 | 0.0000 | 0 | 0.0000 | 47150     |
| Clearing Member                                     |            | 412   | 5083842   | 0 | 0 | 5083842   | 1.8837  | 5083842   | 0 | 5083842   | 1.8837  | 0        | 1.7271  | 0 | 0.0000 | 0 | 0.0000 | 5083842   |
| Bodies Corporate                                    |            | 841   | 39960998  | 0 | 0 | 39960998  | 14.8063 | 39960998  | 0 | 39960998  | 14.8063 | 0        | 13.5755 | 0 | 0.0000 | 0 | 0.0000 | 39931498  |
| Mentor Capital Limited                              | AAACP7995G |       | 5760165   | 0 | 0 | 5760165   | 2.1342  | 5760165   | 0 | 5760165   | 2.1342  | 0        | 1.9568  | 0 | 0.0000 | 0 | 0.0000 | 5760165   |
| Lkp Finance Limited                                 | AAACL2401P |       | 4746200   | 0 | 0 | 4746200   | 1.7586  | 4746200   | 0 | 4746200   | 1.7586  | 0        | 1.6124  | 0 | 0.0000 | 0 | 0.0000 | 4746200   |
| Sub Total (B)(3)                                    |            | 81304 | 136584054 | 0 | 0 | 136584054 | 50.6069 | 136584054 | 0 | 136584054 | 50.6069 | 0        | 45.4001 | 0 | 0.0000 | 0 | 0.0000 | 134318367 |
| Total Public Shareholding (B)= (B)(1)+(B)(2)+(B)(3) |            | 81351 | 177250473 | 0 | 0 | 177250473 | 65.6746 | 177250473 | 0 | 177250473 | 65.6746 | 24469556 | 68.5280 | 0 | 0.0000 | 0 | 0.0000 | 174904786 |

Details of the shareholders acting as persons in Concert including their Shareholding (No. and %):

Details of Shares which remain unclaimed may be given here along with details such as number of shareholders, outstanding shares held in demat/unclaimed suspense account, voting rights which are frozen etc.


| No. of shareholders | No. of Shares |
|---------------------|---------------|
| 0                   | 0             |

Note:

(1) PAN would not be displayed on website of Stock Exchange(s).

(2) The above format needs to be disclosed along with the name of following persons/institutions/Non Institutions holding more than 1% of total number of shares

(3) W.r.t. the information pertaining to Depository Receipts, the same may be disclosed in the respective columns to the extent information available and the balance to be disclosed as held by custodian.



**Mercator Limited**

**Table IV - Statement showing shareholding pattern of the Non Promoter- Non Public shareholder**

| Category | Category & Name of shareholders  | PAN   | Nos. of shareholders | No. of fully paid up equity shares held | No. of Partly paid-up equity shares held | No. of shares underlying Depository Receipts | Total nos. shares held    | Shareholding as a % of total no. of shares (calculated as per SCRR, 1957) | Number of Voting Rights held in each class of securities |                |       | No. of Shares Underlying & Outstanding convertible securities (including securities | Shareholding, as a % assuming full conversion of convertible securities | Number of Locked in shares |         | Number of Shares pledged or otherwise encumbered |         | Number of equity shares held in dematerialised form |                                |
|----------|--|-------|----------------------|---|--|--|---------------------------|---|--|----------------|-------|---|---|----------------------------|---------|--|---------|---|--------------------------------|
|          |  |       |                      |   |  |  |                           |   | No of Voting Rights                                      |                |       |   |   | Total as a % of (A+B+C)    | No. (a) | As a % of total Shares held(b)                   | No. (a) |   | As a % of total Shares held(b) |
|          |  |       |                      |   |  |  |                           |   | Class: Equity  | Class eg: N.A. | Total |   |   |                            |         |  |         |   |                                |
| (I)      | (II)   | (III) | (IV)                 | (V)                                     | (VI)                                     | (VII) = (IV)+(V)+ (VI)                       | (VIII) As a % of (A+B+C2) | (IX)  |  |                | (X)   | (XI) = (VII)+(X) As a % of (A+B+C2)   | (XII)   | (XIII)                     | (XIV)   |  |         |   |                                |
| 1        | Custodian/DR Holder  |       | 0                    | 0                                       | 0  | 0  | 0                         | 0.0000  | 0  | 0              | 0     | 0.0000  | 0   | 0.0000                     | 0       | 0.0000   | 0       | 0.0000  | 0                              |
| 2        | Employee Benefit Trust (under SEBI (Share based Employee Benefit) Regulations, 2014) |       | 0                    | 0                                       | 0  | 0  | 0                         | 0.0000  | 0  | 0              | 0     | 0.0000  | 0   | 0.0000                     | 0       | 0.0000   | 0       | 0.0000  | 0                              |
|          | <b>Total Non-Promoter- Non Public Shareholding (C)= (C)(1)+(C)(2)</b>                |       | 0                    | 0                                       | 0  | 0  | 0                         | 0.0000  | 0  | 0              | 0     | 0.0000  | 0   | 0.0000                     | 0       | 0.0000   | 0       | 0.0000  | 0                              |

Note:

(1) PAN would not be displayed on website of Stock Exchange(s).

(2) The above format needs to disclose name of all holders holding more than 1% of total number of shares

(3) W.r.t. the information pertaining to Depository Receipts, the same may be disclosed in the respective columns to the extent information available

